


AT11 GPS Fixed Attenuator

Features

- ❖ Excellent Flat Response
- ❖ Pass DC or DC Block
- ❖ Supports GPS, Galileo & GLONASS - All Bands



Description

Designed specifically for use in all L-Band channels of Global Navigation Satellite Systems, including GPS, Galileo, GLONASS, and QZSS, the AT11 Fixed Attenuators provide a user specified attenuation from 2 to 40dB. The AT11 also includes the option to pass the receive antenna LNA DC bias voltage through the device or to block the DC path to the antenna.

The AT11 attenuator comes with many available options to meet your specific needs. Please call, fax, email (sales@gpssource.com), or visit our website (www.gpssource.com) for further information on product options & specifications.

AT11 GPS Fixed Attenuator

Electrical Specifications, Operating Temperature -40 to 85⁰ C

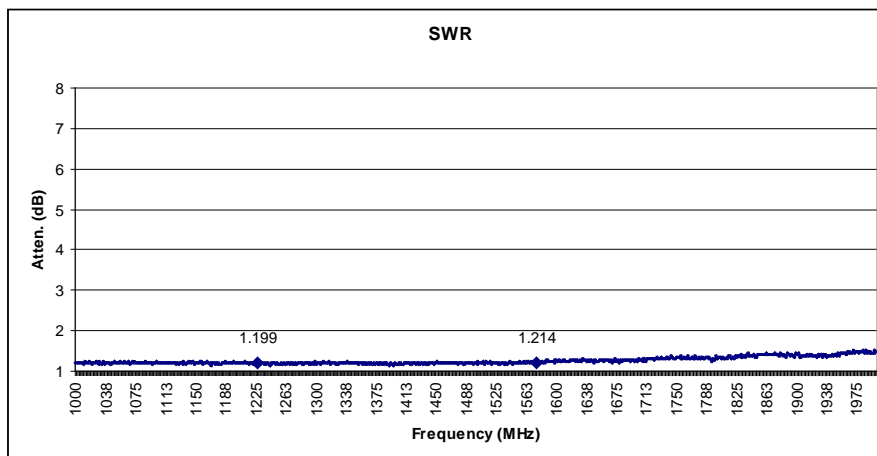
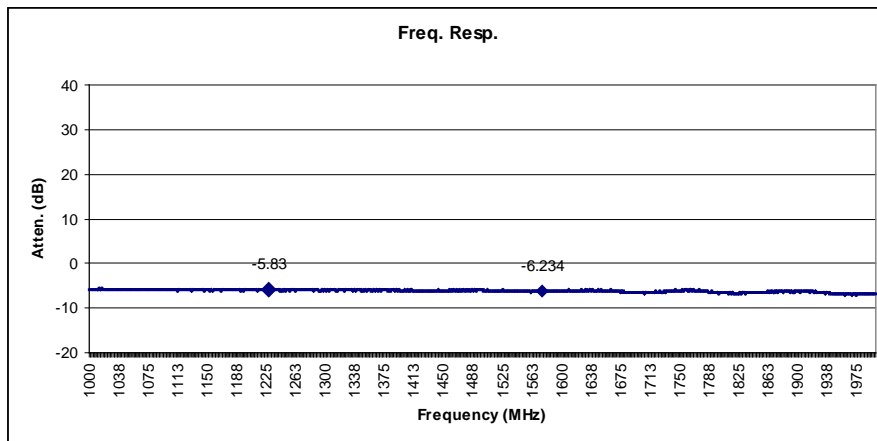
Parameter	Conditions	Min	Typ	Max	Units
Freq. Range	IN – OUT, IN/OUT-50Ω	1		2	GHz
In/Out Imped.	IN, OUT		50		Ω
Attenuation ⁽¹⁾	IN – OUT, IN/OUT-50Ω	-0.5	As Specified	+0.5	dB
Input SWR	OUT Port - 50Ω			1.5:1	-
Output SWR	IN Port - 50Ω			1.5:1	-
Gain Flatness	L1 - L2 , IN – OUT, IN/OUT-50Ω			0.5	dB
DC IN	DC Input on IN/OUT port	-		25	VDC
Ant/Thru Current	DC Input on IN/OUT port			250	mA
Max RF Input	Max RF input without damage			10	dBm

Notes: (1): Performance guaranteed for N(F) connectors

AT11 GPS Fixed Attenuator

Performance Data

AT11 Fixed Attenuation (Typical for 6dB)



AT11 GPS Fixed Attenuator

Available Options:

RF Connector Options:		
Connector Options	Connector Type	Limitations
	N (Male & Female)	
	SMA (Male & Female)	
	TNC (Male & Female)	
Housing Options:		
Housings	Housing Type	Limitations
	Standard Mini Tiny	SMA Only
Port Options:		
Pass DC	IN Port Passes DC	
DC Blocked	IN Port Blocks DC	

AT11 GPS Fixed Attenuator

Part Number

AT11X– XX – SF

Product: _____

Standard = None
 Mini = M
 Tiny = T

Custom Atten. Option: _____

XX = Desired Atten. Level

Connector* Options: _____

NM – N, Male
 NF – N, Female
 SM – SMA, Male
 SF – SMA, Female
 TM – TNC, Male
 TF – TNC, Female

*Other Connector options available for mini – call for details.

For help in creating the part number to meet your exact needs, contact us at Sales@gpssource.com or visit our website at www.gpssource.com.